



ALMAlight
Barcelona









ALMAlight
Barcelona

Blow

Design by Josep Novell & Ernest Perera

Estructura hierro / latón
Structure iron / brass

Pantalla cristal soplado
Blown glass shade

Lámpara incluida y no reemplazable
Lamp included and not replaceable

SISTEMA DE ILUMINACIÓN MODULAR

Cada módulo (figura A) está preparado para conectarse con el anterior y gracias a su forma permite innumerables combinaciones sólo limitadas por la imaginación del proyectista. Los cristales están diseñados para poder crear un ritmo estético en la luminaria dependiendo de los gustos del cliente. Sólo es necesario un punto de luz para crear una cadena infinita de luminarias. También hay un tramo ciego para poder hacer separaciones de luz, que igualmente se interconecta eléctricamente.

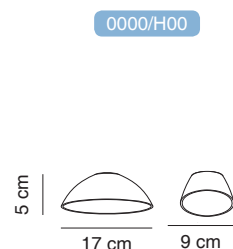
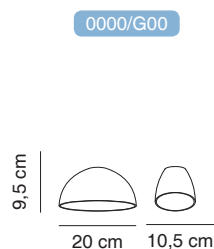
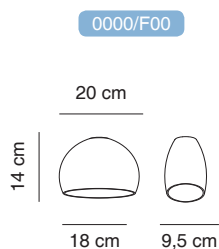
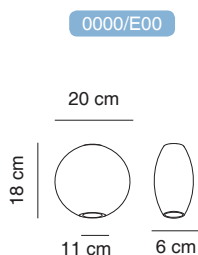
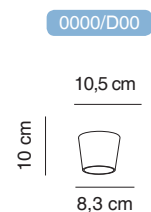
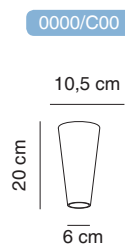
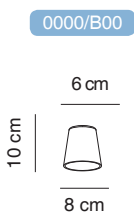
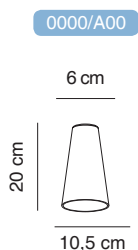
Modular lighting system

Each module (figure A) is designed to be connected to the previous one and due to its shape, allows countless combinations limited only by the imagination of the designer. The glasses are designed to create an aesthetic pace according to the customer taste. You only need one power supply to create an endless chain of lights. There is also a blind stretch to make separations of light, which is also electrically interconnected.




Ejemplos de diferentes soluciones de iluminación modular
Examples of several modular lighting solutions

i Curvas fotométricas disponibles en www.almalight.com
Photometric curves available on www.almalight.com

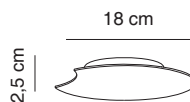


5700

(figura A / A figure)



5701



Estructura led sin cristal
Led structure without glass

5700/011 blanco **white**

5700/016 níquel mate **matt nickel**

5700/017 cromo **chrome**

LED Cree 3W – 3000K – 180lm 180°

Estructura ciega sin cristal
Blind structure without glass

5701/011 blanco **white**

5701/016 níquel mate **matt nickel**

5701/017 cromo **chrome**

CE IP 20 A+